


Albrecht, Tami - The
Grand Tetons Meet My
Stash



Jackson, Wyoming is my home and the Tetons have been the backdrop to many of my fondest memories. I was inspired by the style of early travel posters and influenced by Susan Carlson, a quilter who uses small pieces of fabric. Quilted by Tami Albrecht

Anderson, Chris - Bird
Walk



Pattern by Material Girls, "Block of the Month." I made this quilt with a group of friends. It was challenging because there are several types of blocks including applique, paper piecing etc. Quilted by Chris Anderson

Anderson, Chris - Tori
Version 1, Hunter Star




I started this quilt as a high school graduation gift for my granddaughter, Tori. I chose too many different batiks, so the pattern was obscured. I made a second version of the same pattern with only two colors and presented it to Tori. I decided to finish the first one and call it Tori Version 1. Quilted by Chris Anderson

Bailey, Laurel -
Something Fishy is Going
On!



I learned this stack and whack technique last season from Jan Brink. It was so much fun and the Kaffe Fassett fabric made it pretty. Quilted by Laurel Bailey

Bailey, Laurel - Aurora



This is a Gudrun Erla quilt from the book, Quilts of Iceland. Both the book and fabric were purchased in Gimli, Manitoba, a small community of people of Icelandic descent.
Quilted by Laurel Bailey

Bailey, Laurel - Flower Power (Botanica II Spring)



This is a kit purchased from the Desert Patch, a now closed quilt shop. It is among my first efforts at free motion quilting using my home machine. Quilted by Laurel Bailey

Bailey, Laurel - Manitoba
- Polar Bear Capital of
Canada



My Favorite Province Challenge entry honors
my home province – Manitoba, Canada.
Quilted by Laurel Bailey

Bailey, Laurel - Very First
Effort!



My First Quilt. I made it 7 years ago here at
the Voyager. I was hooked! Quilted by Laurel
Bailey

Bailey, Laurel - On the Grid Bag



This was fun bag and easy to make. I used a gridded fusible interfacing to create the fabric of the purse. I think it turned out pretty.
Quilted by Laurel Bailey

Brink, Jan - My Michigan



The idea for this quilt came from a Juke Box pattern called "Empty Nest Syndrome." I have set the scene in the Muskegon, Michigan channel. Quilted by Jan Brink

Bush, Debbie - Fishing
Alaska



This is my State Block Challenge entry: "Fishing
Alaska." Quilted by Debbie Bush

Bush, Debbie - First
Attempt Patchwork
Purse



This Scrappy Patchwork purse was my first
venture into quilting.

Bush, Debbie - Water
Color Flowered Purse



I taught a class earlier this year, "Gridded Interfacing Patchwork Purse." Squares are fused onto a gridded background and then when the seams are sewn, perfectly matched squares are produced.

Cavers, Joan - Purse



This is a purse I made in Kris Curtis' class, "Vera Bradley Style Cross Body Bag."

Cavers, Joan - Sweatshirt Jacket



This sweatshirt jacket was made in a class taught by Kris Curtis. Thanks Kris, it was an awesome class! Quilted by Joan Cavers

Cooper, Chris - My Home



My home state is Pennsylvania; I was born and raised there. My ancestors arrived in 1756 from Germany. Quilted by Chris Cooper

Cooper, Chris - Our
Hearts for You



These are the pink heart blocks made by Quilters 2 members for the January Block of the Month. We had enough pink blocks to make this smaller charity quilt. Quilted by Chris Cooper

Cooper, Chris - Q2 Hearts
from Us to You




This was the Block of the Month design for January 2020. We used all the red blocks made by Quilters 2 members for this large charity quilt. Quilted by Jan Brink

Cooper, Chris - Bargello
in Tucson



My first time using a bargello technique, so I thought I would start small. Now I'm ready to begin working on a larger one. Quilted by Chris Coope

Curtis, Kris - Pure
Michigan




I was born and raised in Detroit and have lived in Holland, MI for the last 38 years. I'm proud to be a Michigander - where we use our hand to show you where we live! Quilted by Kris Curtis

Curtis, Kris - Early Effort
Basket Quilt



I made this quilt in the late 1970s using scrap fabric, most of it from clothing I had made for my daughter. I used my antique treadle Singer sewing machine just to be able to say I had made something on it! The baskets were pieced by machine and the basket handles were appliqued by hand. It is hand quilted and I used a polyester batting - very modern at the time. Quilted by Kris Curtis

Curtis, Kris - Vera Bradley
Style Purse



I made this bag as the sample for a class I taught at the Voyager. I drafted the pattern from an existing Vera Bradley purse I own. It was a fun experience for me to work out all the details, create the pattern and then teach it.

Cyros, Debra - California
Dreamin'



We lived in California for 23 years and enjoyed the beaches and warm sunny days. This wall hanging is hand drawn and my first landscape art quilt. Quilted by Debra Cyros

Cyros, Debra - First Effort
- Sewing Fun



My first applique project using a Bobbie G Designs pattern. Embellished with buttons and sewing notions. Quilted by Debra Cyros

Cyros, Debra - Flower
Power



I recently made this charity quilt using scrap fabric. It represents the progress I've made from my first quilting efforts. Quilted by Audrey Young

Cyros, Debra - First effort
- Christmas Quilt



This was my first quilt; made in New Hampshire in the 1980's. Quilted by Debra Cyros

Davis, Pat - Prickly Pear



In 2014, a group of us from Voyager attended a class at The Quilter's Market taught by a certified Judy Niemeyer instructor. Some of our group completed their quilts and they were entered in our quilt shows years ago. I just finished mine a few months ago! I added extra borders to increase the size from 70" x 70" to 88" x 88." The pattern, "Prickly Pear," was designed by Quilter's Market for the book Geese Migrations, by Quiltworx.com. Quilted by Pat Davis

Downs, Pam - Going where the Skies Are Not Cloudy All Day



Oregon: the Ducks, the Beavers and Rain. What else can I say? In every life some rain must fall, to make and keep everything green. Quilted by Pam Downs

Falen, Kendra - Jungle Quilt



This is a panel quilt with yellow flange and bindings. It was quilted on a long arm quilting machine using zebra heads in the design. See the back of the quilt. Pay attention to the unique artwork on the panel. I made this for my 9-year-old great niece's Christmas present.
Quilted by Kendra Falen

Falen, Kendra - Graduation Quilt



Kona Cotton Solids were used to make most of this quilt, including borders and bindings. The central design is Bargello with machine embroidery used for the name, dates and mascot. Applique was used for the bronco head and the university letters on the left and right vertical borders. I quilted it with clear monofilament thread using a stitch-in-the-ditch method. This quilt was made for my 23-year-old great niece's college graduation gift.
Quilted by Kendra Falen

Falen, Kendra -
Beach/Pool Bag



I made this beach bag by covering rubberized duck cloth (a water repellent fabric) with a bright quilting cotton. I made it for my sister for summer camping, pool and beach activities.

Falen, Kendra - Gertrude
Guinea Pig



Gertrude Guinea Pig - made from a design by Funky Friends Factory in Australia. The directions were fantastic and included a YouTube tutorial. I made Gertrude for my 8-year-old great niece.

Gillett, Ann - Star Night



Bonnie Hunter Mystery Quilt (2016) "En Provence." Quilt designer, Bonnie Hunter comes out with a mystery quilt every year in November and the clues are given over 6 to 8 weeks. So much fun to do. Quilted by Ann Gillett

Gillett, Ann - Matt's Blue Jean Quilt



I make a blue jean quilt for each of my grandsons when they graduate from high school. Each quilt uses some of their jeans. This is number three. Quilted by Ann Gillett

Gillett, Ann - Wyoming
Moose



Pattern by Toni Whitney. Quilted by Ann
Gillett

Gillett, Ann - Traveling
Christmas Tree




This tree goes where we go to help us
celebrate Christmas. It is a paper pieced
pattern by Cindi Edgerton. Quilted by Ann
Gillett

Gillett, Ann - Feathered
Star



Block of the month pattern by Marti Michell.
Quilted by Ann Gillett

Holloway, Donna -
Leftover Lizards



The lizard and bright fabrics were leftovers
from another project. I did manage to use up
all my scraps. Quilted by Donna Holloway

Hyde, Lisa - Province of
Ontario - Town of Port
Elgin



This wall hanging represents my Canadian home. I've included the Province of Ontario, our town of Port Elgin, a Canadian leaf block, and a poppy block for November 11 Remembrance Day. The loon is our bird and our flower is the trillium. Quilted by Lisa Hyde

Hyde, Lisa - Rope Bowl
Class



What a fun class. The bowls are very easy to make and adding a bit of fabric gives a different fun look.

Jackels, LeeAnn - Fireside Santa



This is my first appliqued wall hanging, an Anita Gooddesign pattern, "Fire Side Santa". Twenty 6" square fleece blocks containing over 600 thread and applique cuts and changes. Trees are made out of felt and stitched with metallic thread. Hundreds of thousands of total stitches. Quilted by LeeAnn Jackels

Jackels, LeeAnn - Ropey Bowl



Ann Gillett's class. These rope bowls are easy and fun to make. I love the idea that no two are alike. I added a touch of fabric and buttons to make it mine.

Jackels, LeeAnn - Jewels
Bargello



I made this in Kendra Falen's Bargello Class. I am glad I took her class! Creating the Bargello look is so much easier than I thought it would be. Quilted by LeeAnn Jackels

Jackels, LeeAnn - Bali
Purse



Pattern by Gerri Richards, "The Original Bali Bags." Constructed with black and grey Bali Pop fabric and metallic thread using sewing machine decorative stitches. There are two inside pockets, a magnetic closure, and a quilted lining. Quilted by LeeAnn Jackels

Jackson, Cythia -
Maryland, My Maryland



The crabs you eat today, slept last night in the Chesapeake Bay! I used scrap fabric and made this in my park model, leading me to lose my kitchen table for a while! Quilted by Cythia Jackson

Jackson, Cythia - Just
Can't Cut It



This is my first quilt! The fabric selection was done by myself and my husband James and it took 2 hours (teehee) -he's color challenged. I sewed this in my park model at the Voyager. Laying it out on our queen bed meant many nights of James sleeping in the recliner. Phew, it's done! Quilted by Cythia Jackson

Jensen, Lynne - Spring
Blooms



I love batik fabric and acquired many yards of it last year on a trip to Bali where it is produced. I made this quilt last month using just a bit of my batik stash. Quilted by Lynne Jensen

Jensen, Lynne - Roots
and Wings



We were married for 52 years and lived in 13 states. We were rooted in Montana for over 20 years and took wing to many other places for the rest of our time together. Quilted by Lynne Jensen

Jensen, Lynne - Color Me
Purple



Quilters Cache is a website for Quilters with hundreds of free patterns. I was browsing one day and this pattern appealed to me and helped me use up my purple scraps. Quilted by Lynne Jensen

Jensen, Lynne - Luck of
the Irish



The pattern is "Trade Winds" by Cozy Quilt Designs. I came back from Bali, Indonesia with 92 yards of batik fabric and immediately made a quilt. More to come. Quilted by Lynne Jensen

Jensen, Lynne - Baroque
Garden



This was a Block of the Month from Quilter's Market. Each month, we received two small pieces of fabric and a block pattern. We could add additional fabric. Then we designed a quilt and put all the blocks together. Quilted by Lynne Jensen

Johansson, Susie -
Japanese Jewels



I wanted to showcase my Asian fabrics as a memory of my trip to China in 2007. This paper pieced pattern is from the book Just Can't Cut It, by Pamela Mostek. Quilted by Lynne Jensen

Johansson, Susie -
Antique Dresden Plate



My daughter bought this at a garage sale in Vermont when she learned I was into quilting. This is a Dresden Plate design, made with feed sack fabrics and scraps of shirting material. It is a 1920s to 1930s era quilt. The cotton batting has broken down into little lumps. Hand appliqued and hand quilted. Quilted by Unknown

Johansson, Susie -
Learning with Leftovers



This is my first full sized quilt, a nine-patch variation. It has clothing scraps, thrift store remnants and purchased fabric, some of which is poly/cotton. The batting is probably polyester. I hand quilted it on a frame which filled my bedroom, so I had to put my bed under it and crawl under to sleep! The binding is rolled to the front from the back. It was made to go in our VW camper van which was orange. Made in Jackson Hole, WY, circa 1980. Quilted by Susie Johansson

Johansson, Susie - Yo Yo
Throw



This quilt was given to me by a former neighbor and was made by his mother, Mary Stephens. As I was repairing many yo yos and blocks, I noticed that there are at least a couple of different styles of work, making me think that others worked on this too. I don't know the year it was made. Mary lived in Missouri

Johansson, Susie - Happy
Cats



My daughter rescues kitties and likes Día de Muertos. I couldn't resist the appropriate cat fabric. The pattern I used was "Posey Table Runner" by Farmyard Creations. Quilted by Susie Johansson

Kessler, Margaret - Wet
& Wild



I found these donated fabrics exciting - colors and subject matter - and put them together for this charity quilt. For extra fun, I used rick rack to suggest waves. Be sure to pre-shrink rick rack in hot water! Quilted by Margaret Kessler

Kessler, Margaret -
Summer Heat



I wanted to use up some of my floral fabrics. When I got this quilt finished, I decided the light green wobbly lines drew too much attention, so I appliqued autumn leaves here and there. The basic design of this quilt was found in an unknown quilting magazine, published prior to 2012. Quilted by Margaret Kessler

Kessler, Margaret -
Butterflies in the Park



I wanted to venture into a new color scheme for me and, with no pattern, create a quilt from my scraps. I had two pieces of butterfly fabric in my stash that got my attention, and it went from there. Quilted by Margaret Kessler

Kessler, Margaret -
Nursery Rhymes



This is a charity quilt assembled with favorite nursery rhyme scenes. These fabrics were donated to the Quilters 2 closet. Quilted by Margaret Kessler

Kessler, Margaret -
Seahorse




I saw a painting of a yellow-orange-red seahorse while we were in Hawaii on vacation, and I decided, "Why not?!" I used hand-dyed Batik fabrics and Wonder-Under to adhere the individual pieces to the background. I quilted this on my Bernina machine at home. Quilted by Margaret Kessler

Kessler, Margaret - Crazy
Log Cabin



The very first quilt I made about 20 years ago was a traditional log cabin made out of old denim jeans. Now I wanted to be more creative, so I made this abstract rendition - my own design. Hopefully I have progressed in my artistic efforts. Quilted by Margaret Kessler

Kessler, Mary - Toast and
Honey and Bees




I really wanted to do some hexagon flowers, but not a whole quilt of them. So, when I saw this pattern on Pinterest, I knew it was just enough handwork to satisfy. One of the fabrics I was given for this Summer Challenge had bees on it, so that became my theme. Quilted by Mary Kessler

Kessler, Mary - Smitten
with the Mitten



I will always be a Michigan girl because every time you look at a map of the United States, the first thing you notice is the distinct mitten shape of Michigan. Thank you to the Great Lakes for that and my apologies to the Upper Peninsula for not being included here. I love you Yoopers! Quilted by Mary Kessler

Kindseth, Norma - My
Arizona



Arizona's five Cs: cattle, citrus, cotton, copper, and climate. I've represented them here in my Challenge entry. Arizona consistently experiences over 300 days of sunshine; the relatively mild winters contribute to the Snowbird effect. Quilted by Norma Kindseth

Kindseth, Norma -
Fireworks



Before rulers, patterns, or classes, I had an idea to make a door hanging for the 4th of July. No blocks, the fireworks are sewn onto a night sky with stars and stripes. BAD puffy poly batting. Feel free to touch, turn or even chuckle at this endeavor. Quilted by Norma Kindseth

Kindseth, Norma -
Binding Beginnings 1983



Contrasting quilt thread. Poly/cotton batting
and purchased binding. Quilted by Norma
Kindseth

Kindseth, Norma - Hand
Quilted Beginnings 1983



I took several classes in the early 1980s. Hand
quilting is a challenge for me. I do better at
designing and piecing. Quilted by Norma
Kindseth

Kindseth, Norma -
Grandmother's Flower
Garden



My grandmother, born in 1885, hand-pieced and hand-quilted many utility quilts. She used fabric from feed sacks and shirt tails from worn out shirts. For variety, the frugal women in that era often traded fabric pieces. Please feel free to TOUCH and EXAMINE this quilt. Check the borders and bindings. Some are turned from back to front and some front to back; others are pieced. Necessity is the (grand) mother of invention. Quilted by Grandmother

Kindseth, Norma -
"Mitered Borders 1981"
Quilting Forever
Housework Whenever




Too thick poly batting -- I didn't know!! I had fun with needle work and experimented with mitered corners. Quilted by Norma Kindseth

Kindseth, Norma - Done!




How long does it take? Starting with an unfinished sweatshirt that I began in 1987, I pieced and quilted my favorite colors of fabrics, and made clay buttons to complete this jacket, 33 years later. Quilted by Norma Kindseth

Loomis, Sarellen -
Pennsylvania



Steelers are a small part of Pennsylvania but definitely have name recognition for the state. Quilted by Saraellen Loomis

Loomis, Sarellen - Rope Bowl



This class was fun, fun, fun. I used every inch of the 100 feet of clothesline to create the bowl, handle and coaster. Variegated thread added the color.

McCaffrey, Joan - Wings of Color



Twenty years after my first quilting class, I finished my "Twister" quilt. The "Twister" class was taught by Jan Tuttle here at the Voyager several years ago. I quilted it using the edge-to-edge home machine quilting method.
Quilted by Joan McCaffrey

McCaffrey, Joan -
Sonoran Sunrise



I've always admired Bargello quilts. When Quilters 2 offered the class, taught by Kendra Fallon, I signed up. Since I rarely, if ever, see the sunrise, I now have my own to enjoy daily.
Quilted by Joan McCaffrey

McCaffrey, Joan - The
Best is Yet to Come



After decades of garment and home decorating sewing, I wanted to learn how to quilt. So, in 1998, I took a class in Ohio, offered by a local quilt shop. The class was advertised as hand quilting, but since we had a son getting married in two months, I did mine on a machine. Quilted by Joan McCaffrey

McCaffrey, Joan - Hand
Towel



The towel belonged to my mother in law, Helen McCaffrey. I'm guessing it's from the 1940s or 50s. I'm not sure who did the embroidery. She never used it because "it was too pretty to use"!

McCaffrey, Joan -
Dresser Scarf



This dresser scarf belonged to my mother in law, Helen McCaffrey. We are not sure who did the embroidery. It is probably from the 1940s - 50s. She chose not to use this as it would require too much care!

McKinney, Ellen - Kira



Pattern: "Kira," by G.E. Designs; pieced in 2019 during a class at Quilter's Market. I had it quilted while we were waiting for repairs to our RV. Quilted by The Yellow Quilt Store, Southhampton, MA

McKinney, Ellen - A Taste of Washington



The blocks came from an old shop hop that highlighted Washington features. I finally got to use some of them. Quilted by Ellen McKinney

McKinney, Ellen -
Autumn Trio



Pattern name: "Wall Savvy" by Wing and a Prayer. I experimented with my walking foot to create different quilt designs for each piece.
Quilted by Ellen McKinney

McKinney, Ellen - African
Safari



I made this quilt in 2007 for my first grandchild. While I had sewn other things for many years, I had not quilted before this. I started to make it a regular baby quilt but ended up adding the loops so it could hang on the wall. Quilted by Ellen McKinney

McKinney, Ellen - Ellen's
Baby Quilt




My grandmother made this quilt for me in 1953. What's interesting is she used pieces of old clothing in some of the blocks. She also wrote on the quilt the name of the family member the clothing came from. Quilted by Marie Marchand

McVay, Ellen - Hockey
Quilt



I found the hockey player blocks and loved them. Then I realized my 17-year-old grandson still had his Curious George quilt on his bed, so I got busy. Quilted by Ellen McVay

McVay, Ellen -
Minnesota



The State Challenge was to pick a state and make a quilt. I chose Minnesota, Land of 10,000 lakes, which is beautifully green when we are there in the summer. Quilted by Ellen McVay

McVay, Ellen - Carriage
Quilt



I lived in rural North Dakota as a child during the 1950s. This quilt was used when we went to school in winter by horse team and sleigh when our road was snowed shut, and on my bed when it got really cold. Quilted by unknown

McVay, Ellen - Antique
Quilt



This quilt was made by my mother's neighbor and Mother gave it to me in the 1970s. I think it was made in the 1950s and given to Mom in the 1970s. Made & Quilted by Phoebe Solberg

McVay, Ellen -
Sensational Scraps



When I went back to grad school, I started sewing blocks out of scraps. Seven years later, in grad school again, I put them together. This is my first full size quilt. Quilted by Ellen McVay

Osteneck, Stella - Alberta
Challenge



My favorite things about my home province of Alberta are the varied topography: mountains to desert, wheat fields to boreal forest and many lakes and rivers. Quilted by Stella Osteneck

Osteneck, Stella - Rail
Fence



This is my first ever quilt using a jelly roll. I wanted to see if I could do this. It now belongs to the cat. Quilted by Stella Osteneck

Patch, Sue - Quilt of
Valour



Using several pattern blocks, this quilt was made to donate to a member of the Armed Services. Quilted by Sue Patch

Pipes, Benita - Texas My
Texas



Texas! Not the state I was born in, but as they say in Texas "I got there as soon as I could!" I was nine months old and was a resident until 2019. Quilted by Benita Pipes

Polito, Beverly - Love
Those Frogs



I thought this would be a fun quilt pattern to make and I did enjoy making it. The pattern is "Frog Works" by Briarwood Cottage. It's a combination of quilt blocks and hand embroidery. Quilted by Wendy Hirsch

Poluga, Janet - Plain Jane
bowl



This is my first attempt at a rope bowl. Many creative ideas were picked up during the class. I plan on embellishing my next bowls with fabric wraps. Quilted by Janet Poluga

Poluga, Janet - Grey
Shadows



This was started in a 2019 class taught by Kendra Falen here at the Voyager. It looks complicated, but it isn't. Kendra made it a very logical and fun class. Quilted by Janet Poluga

Poluga, Janet - Sun
Bonnet Sue



This belonged to my mother, Regina Pettit, who was born in 1913. I believe she embroidered it, but I do not know the history on it. Made by Regina Pettit

Posgai, Rosie - Shadows
of Blue



This quilt started out as a "One Block Wonder." I wanted a larger quilt, so I changed the pattern. Quilted by Ann Gillett

Posgai, Rosie - St. Louis
Skyline



I'm from Missouri and the Gateway Arch is one of our most recognizable landmarks. Quilted by Rosie Posgai

Posgai, Rosie - Carolina
Lilly



Two different appraisals date this quilt from 1870-1880. The backing is from the 1970s. Quilted by Unknown.

Rainville, Joanna - Cape
May, New Jersey
Lighthouse as Seen from
a Boat



Growing up I spent summers on the southern tip of New Jersey at the beach. The Cape May lighthouse represents all those happy, beautiful memories. Quilted by Joanna Rainvill

Rapp, Pat - The Mitten
and the Rabbit



As you can see, I borrowed this state map from State Farm Insurance. I used iron on vinyl over the map and poofed it out with extra batting. My home state is a wonderland of technology, innovation, education, nature and music! Quilted by Pat Rapp

Reinig, Lindsey - Custer
State Park, SD



My home state of South Dakota. Custer State Park and the buffalo get a visit from us every year! My favorite place. This piece is my own design. Quilted by Lindsey Reinig

Remetch, Connie - Frond
Snippets



Snippets of Frond fabric left over from my first Frond quilt, "Blue Onion." Another example of playing with different styles in the same fabrics. The third of four Frond quilts I've made. Quilted by Connie Remetch

Remetch, Connie - Frond
Blue onion



The first fabric collection I ever bought, and it's from Frond in Cedar Rapids, Iowa, my home state. Pattern is "Blue Onion" from Saginaw Street Quilts. It is the first in a series of four quilts. Quilted by Connie Remetch

Remetch, Connie - Frond
Stripes



The fourth of four Frond Collection quilts, exploring different styles in the same fabrics. These stripes were too strong for the other tops, so I used them separately. Quilted by Connie Remetch

Remetch, Connie - Frond
#2



The second of four in my Frond fabrics series. Since the first was curves, this design is boxy and all right angles. Quilted by Connie Remet

Remetch, Connie -
Antique 9-Patch



This was passed along to me. It is hand tied with no batting so not technically a quilt, but a charming example of a 9-patch design. Quilted by unknown

Remetch, Connie - Rope
Bowl



These bowls were a fun, short project for a breather between quilts.

Rozycki, Sharon -
Bargello Bright



Bargello quilts have always seemed to be a challenging project. I decided to take a class offered at my local quilt store and I realized I enjoyed the process of Bargello quilts. This quilt was made with a jelly roll. Quilted by Sharon Rozycki

Rozycki, Sharon - Jelly
Roll Rug



I took a class at my local quilt store to learn how to make this rug. I used a jelly roll, precut batting and a jelly roll sasher.

Secord, Cari - The Deep
Blue Sea



Lynne Jensen gave a group of us an informal class on how to do this “Four Patch Posey”. As with all Lynne's classes and instructions, it was great fun. Quilted by Cari Secord

Secord, Cari - Tranquil
Triangles



I saw this quilt online and wanted to try their technique for making half square triangles; it worked great. Quilted by Cari Secord

Tuttle, Jan - Tonga
Rhapsody



Purchased in 2010 as a kit by Wing and a Prayer Designs. The pattern, “Tonga Rhapsody” is by Foltz and Steere and the fabrics are Timeless Treasures batiks. It took about five years to make. Notice the zig zag sashing. Quilted by Desiree Pursley

Tuttle, Jan - 49 Patch,
Blue and White



Block patches are all hand stitched. Lisa Hyde brought the top from Canada. Fabrics are 1930s-1940s. Quilted by Jan Tuttle

Tuttle, Jan - Half Square
Triangles Galore



The top was brought from Toronto, Canada by Lisa Hyde. There is no knowledge of maker or time frame. It is hand pieced from 1930s-1940s fabrics. I added the back and quilted it on my long-arm machine. Quilted by Jan Tuttle

Tuttle, Jan - Grandma's
Flower Garden



Totally hand stitched top. This was another quilt top Lisa Hyde brought from Canada. Quilted by Jan Tuttle

Vanier, Elaine - Triangle
Medley



Design from Fons & Porter. Fun to make quilt
Quilted by Elaine Vanier

Vanier, Elaine - Maine
Rose Wreath



Not only does this represent my home state of
Maine, it is also my first attempt at applique in
1991. Quilted by Elaine Vanier

Votapka, Cheryl -
Quilting Funnies



This was a challenge from my local guild. We were to take a panel and do whatever we wanted with it. I cut mine apart and added machine embroidery blocks. Quilted by Cheryl Votapka

Washa, JoAnn - Waltzing
9-Patch



I started this in a Quilters 2 class by Connie Remetch last year but didn't get the quilting done until last summer. Quilted by JoAnn Washa

Washa, JoAnn -
Washington State Travel
Brochure



I've lived in various places but am currently residing in Washington State. Depending upon where you are in the state, you have different cultures and focus. This quilt reflects some of those variations. Quilted by JoAnn Washa

Washa, JoAnn - The
Guest House




My husband wanted a new quilt for our guest house bedroom. He chose the Jacob's Ladder pattern and picked out the fabric. Quilted by Just for Fun Quilting - Vancouver WA

Washa, JoAnn - FINALLY
It's Done!



The quilt shops in the western area of Washington put on a yearly Shop Hop. As you visit various quilt shops you are given a pattern for a quilt block. I went on the 2013 Shop Hop and obtained the patterns and that year's fabric. I've done that for many years, finishing some quilts, but not all of them. My husband told me, no more shop hops until I finish the ones I have - so here it is! Quilted by Just for Fun Quilting - Vancouver WA

Washa, JoAnn - Peaceful
Pilgrimage



I started this in a Quilters 2 class by Lorraine Blas last year, but didn't get it completed until the summer. I modified the class pattern and used tulle netting to show dimension, with the cape flowing over the arm. Quilted by JoAnn Washa

Washa, JoAnn - Hitch



This was a quilt made from a picture of a new addition to our friend's Australian Shepard family. Quilted by JoAnn Washa

Washa, JoAnn - Quilt Bag



I had made rope or coil baskets and saw this pattern and figured it would be similar to make. It wasn't, but it was just as fun to do. This is using the pattern "Camden Bag" by Aunties Two. Quilted by JoAnn Washa

Washa, JoAnn - Sunburst



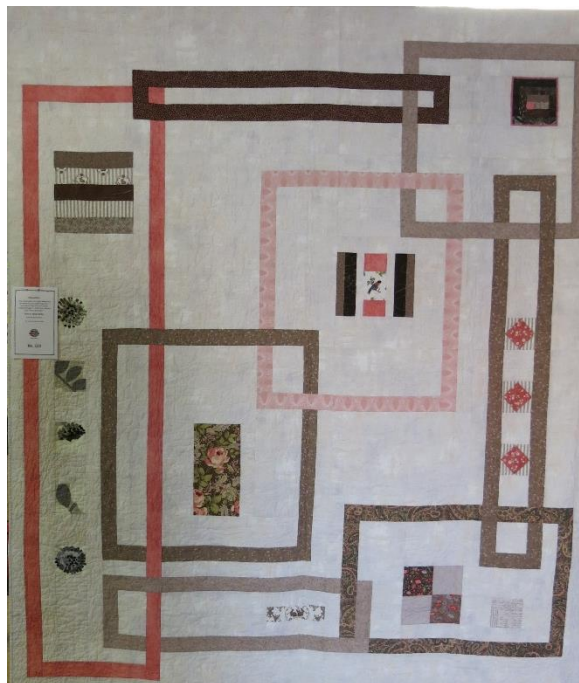
I saw this at a local quilt shop and decided I had to try and make one. I used Pauline Roger's Jelly Roll Sasher. Quilted by JoAnn Washa

Weller, Eileen - Space Travel



Challenge fabric from the Quilters 2 closet was used in the center as a panel along with a few blocks. Extra blocks are lined up on the back. Maybe the most fun quilt I ever made. This is a charity quilt and will be donated to a local charity. Quilted by Eileen Weller

Weller, Eileen -
Intersections



This is loosely based on a quilt design from Sew Mama Sew.com called "Interlock." I used jellyroll strips from a Christmas Challenge through the North Shore Modern Quilt Guild in Wisconsin. Quilted by Eileen Weller

Weller, Eileen - Quilt of
Valor: Navy



This is a Quilt of Valor, made to honor a service member who served in the U.S. Navy. Quilted by Eileen Weller & Cythia Jackson

Williams, Diane - House
Quilt




I have made over 1000 charity quilts in the past 25 years. This “House Quilt” is my favorite design to use and I try to incorporate fun fabrics for the windows and accents. I usually hand dye the backing fabric for my quilts.
Quilted by Benita Pipes

Wragge, Renee -
Chevron Table Runner



This is a quilt-as-you-go table runner. It was a Paint Chip Challenge from our local quilt guild in Ellensburg, Washington. Quilted by Renee Wragge

Young, Carol - Wisconsin State



Highlights of the Badger State – Wisconsin.
Quilted by Carol Young

Young, Carol - Hunters Star



I enjoyed this “Hunter Star” class. JoAnn Washa is a great instructor. This quilt will be a table topper in our sunroom in Wisconsin.
Quilted by Carol Young

Young, Carol - Bargello
Table Runner



This is my first Bargello quilt. It was a bit challenging finding colors that coordinate. Kendra Falen did a great job making sure we sewed, pressed and cut correctly. I will be making another bargello quilt. Kendra did an awesome job as instructor. Quilted by Carol Young

Young, Carol - Rope Bowl



This was such a fun class taught by Ann Gillett. All the bowls were amazing and different. Ann did a great job. Quilted by Carol Young