



Quilters 2 Newsletter

#168 - March 2019

We've had an interesting Season at the Voyager this year.....

Plus, we had a great BBQ out on the patio when we finished preparing the Ballroom!



February 21, 2019



March 21, 2019



2019 Quilters 2 Quilt Show



Debbie and Cindy

Our 12th annual Show was held on February 25th. Over 537 guests attended Show including Voyager residents and visitors from outside the park. Co-Chairs, Debra Cyros and Cindy Penner, thank the many volunteers who worked so hard to make the Show a success. And

we thank Debbie and Cindy for all their efforts to instigate some great changes to this year's Show.



Website: Pictures of all the quilt show entries along with the descriptions have been posted on the website. (<http://www.quilters2.com>)



Hanging the show on Sunday gave us time to work at a slower pace and eliminated the dreaded 5 am wakeup call of years' past.

The Quilt Show Committee Leads were as follows:

Committees	Leads
Co-Chairs	Debra Cyros, Cindy Penner
Publicity	Ellen McVay
Forms & Labels	Mary Adams, Kris Curtis
Master Hanging & Floor Plan	Cari Secord
Program	Mary Adams
Mini Raffles	Benita Pipes, Rosie Posgai
Drop Off & Pick Up	Margaret Kessler
Set Up Crew	Connie Remetch
Entry Door & White Glove Hostesses	Pat Rapp
Wearables & Small Items	Lisa Hyde
Alphabet Challenge	Norma Kindseth
Charity Display	Lisa Hyde
Staging	Mary Kessler
Demos	Co-Chairs
Photos	Laurel Bailey
BBQ	Ellen McVay

Quilt Show Mini Raffle:



Thank you to Benita Pipes and Rosie Posgai for organizing the Mini Raffle for the second year in a row. The Raffle was a great success! The proceeds from the raffle are put toward supplies for charity quilts.

A big "thank you" to Voyager RV Resort, the many Tucson businesses, the various Voyager groups and the numerous Quilters 2 members for their contributions.



Waiting for the Raffle Drawing

Items Donated	Winner
Yarn Basket	Mary Kratzke
"Ancient Spirits" block of the month	Marti Fruend
Noah's Ark quilt kit	Lee Jaeger
Desert Dreams quilt kit	Jeanne Bridgman
Christmas Stars pot holders, table runner	Janet Poluga
Pendant & Pin	Deb Negri
Casserole carrier and microwave bowl	Sandy Nims
Tulips with Bird House Quilt	Barbara Bickley
Fairy Wall Hanging	P. Kessler
Yard Art	Carol Woodman
Hughes Credit Union \$25 Visa Card	Benita Pipes
Pink Necklace	Susan Thomas
Handcrafted Seam Ripper	Barbara Bickley
Butterfly Necklace	Melissa Dreyer
Loon Lake quilt kit	Ruth Langley
Patriotic table runner and towels	D. Lingwall
Tea Basket with teapot, tea and fat quarters	Margaret Bell
Coffee Basket	Sharon Rozycki
Spaghetti Dinner basket	Kathy Genz
Hugs and Kisses quilt kit	Stella Osteneck
Butterfly quilt kit	Julie Harmon
Hotrods \$25 certificate	D. Clancy
Oink \$20 certificate	Mary Kessler
Quilt Basket certificate	Debby Kliever
Quilt Basket certificate	Pat Rapp
Quilters Market certif	Eileen
Pink Quilt	Janey
SAS \$50 certificate	Mary Kessler

Items Donated	Winner
Tea Basket with tea, table runner and cups	Cynthia Walter
Appetizer Board and table runner	Debbie
Charcuterie board, wine, tea towel	Donna Panizza
Stained Glass	Joan McCaffrey
Pop Up container with fabric, notes cards	Betty Campbell
Quilting Supplies	Judy Engnan
Hoochy Mama quilt book and supplies	Pat Rapp
Ole Crow quilt kit, patterns and fabric	Cindy Penner
Placemats, quilting supplies	Beverly Flaherty
Quilting Supplies and fabric	S. Jackson
Flannel, pattern, children's books	Connie Remetch
SAS \$25 certificate, rulers, rotary cutter	Joanna R.
Spring table runner, wine, pattern	Nancy Riddle
Keurig Coffee Maker	Sue B.
Zoo Animals Quilt	Sandra Bird
Black & Yellow Quilt	Cindy Penner
Floral Baby Quilt	Joyce Page
Michigan Basket	Judy Olson
Purple fabric, book, travel mug	Benita Pipes
Tea, Table Runner, Mugs	Kathy Genz
\$50 Cathy's certificate	Cari Secord
Carved basket, fabric	K. Travis
Velvet Bow dog grooming	Pam Downs
Velvet Bow dog grooming	Pam Downs
Handmade Bag	Lisa Hyde
Handmade Bear	Benita Pipes
Doll Clothes	Geri Marchand

Quilt Show Silent Auction:



The Silent Auction quilt, "Sunset in the Desert", was made by a joint effort of Quilters 2 members and included pillowcases and throw pillows. The winner was Rita Beal.

Voyager Show and Tell

Many thanks to Laurel Bailey for coordinating the Show and Tell on March 6. Charity quilts as well as personal projects were displayed and generated great interest from those attending the show. The annual Show and Tell is a great way to reach the Voyager residents who may not have visited the Quilt Show. It gives us the opportunity to explain our Charity quilt outreach and all our quilting classes and activities. Thank you to all the volunteers who helped Laurel with set-up, manning the booth, and take-down.



Mystery Auction & Vaya Con Dios Brunch

The "Vaya con Dios" (Go with God) brunch is our end of season farewell to our Quilters 2 friends as they head off to their summer homes. We had a fantastic array of treats brought by Q2 members.



Once we finished eating and visiting, the famous Q2 Auctioneers – Lisa Hyde and Lynne Jensen – took center stage. They kept things moving and the bids came rolling in!



This money goes into the General Fund and will be used to buy supplies for Charity Quilts. Thanks to all who donated items for the auction and those who bid.

General News

Lions, Tigers, and Bears (Oh My!) Team Challenge:

This Season we had a Team Challenge organized by JoAnn Washa. Q2 members volunteered to work on a team to make a Charity quilt in time to be displayed at the Quilt Show. Teams were formed by random drawing and each was given a starter packet of fabric from the cupboard. Everyone put their heads together and decided on a quilt design. All three teams had a finished quilt for the Show – a fantastic job by everyone involved!



Team Lions



Team Tigers



Team Bears

2020 Quilt Show - Home or Favorite State Challenge: Create a quilt that represents your favorite state or province where you have lived.

The *Shape* of your quilt may be square, round, hexagon or weird shape BUT must be no larger than 18" in any direction and no smaller than 12". There are no limits to the choice of fabrics or embellishments (such as beads, threads, buttons, stamps or paint) that you can use.

The quilt may be pieced, appliqued, raw edge or whatever; but it should reflect that it is a quilt based upon the traditional definition of a quilt: made of two layers of cloth filled with padding held in place by lines of stitching.


Your creation will be shown for the first time at the Voyager Q2 2020 Quilt Show. Please contact Deb Cyros, Quilt Show Chair to sign up for this challenge!

Summer Charity Quilt: Our new Closet Coordinators, Pam Downs and Rosie Posgai, have put together a variety of fabric packets to be used as a starter kit in constructing a Charity Quilt. Please pick out one or more to take home with you this summer. Piece a top and quilt it or bring it back for quilting and completion. The size requested by the charities to which we donate is 48" x 75" or 48" x 60". If you prefer working on smaller projects or don't have much space, please keep in mind that small quilts, placemats, wall hangings, and table runners make great raffle items for *Market Daze*. Also, we will be participating in the *Voyager Holiday Bazaar* next December and will need items we can sell.

Our last official Quiltathon of the season will be March 30. We will be finishing up the March Block of the Month as well as a second quilt from February. The room will be open by 9 am and we

generally work until noon or later. You are also welcome to bring a personal project to work on. Snacks to share are always appreciated.

Block of the Month and Quiltathon Quilts



What is the difference between a Class and a Program?

A **Class** is usually a hands-on project taught on Wednesday or Saturday. All classes have a \$5 fee. The list of classes can be found on the Quilters 2 website: <http://www.quilters2.com> See Pat Rapp if you would like to teach or have a suggestion for a class.

A **Program** is a presentation or demonstration during the Monday meeting. Any quilting related topic is fair game. Most presentations are informal and 20-30 minutes long. There is no fee. See Margo Berenberg if you would like to present or request a program.

Programs

We've had a number of programs during our Monday morning meetings this season. We've enjoyed a wonderful variety of quilting related topics including a demo of our new projector and camera, pre-cut quilting fabrics and their applications, a trunk show of creative quilt design, quilt binding tips, how to back a quilt by piecing fabric, how to access You Tube quilting programs, a slide show history of quilting, how to use specialty rulers, and fabric beads. Thank you, JoAnn Washa, for all your planning and hard work! The Program Coordinator's job is being filled by Margo Berenberg, with Donna Belknap and Susie Johansson assisting. If you would like to present a Monday program or have a suggestion for a program, please get in touch with Margo, Donna or Susie.






Greek Key



Classes

We have enjoyed a wide variety of classes this season. A big thank you to coordinator Lynne and our own Q2 volunteer instructors for sharing their time and expertise. Pat Rapp is in charge of Education next year and is already lining up teachers and classes. If you would like to teach or have a request for a class, please talk with Pat.

Here are some of the classes taught this year:



Candy Wrapper Zip Bags



Wonky Log Cabin



Night and Day



Beginning Quilting – 3 sessions

Raggedy Sweatshirt Jacket



Nine Patch Variations



Stack and Whack Quilt



Hunter's Star



Bargello




Stained Glass



Pop Up Container



Art Quilt Wallhanging



Waltzing 9-Patch



Charity Distribution

The total number of items distributed to charities is 232, however the total count of items *made* for 14 local charities is 157. So where did the other 52 items go? 40 items were raffled during Market Daze, 4 were sold at the Holiday Bazaar, 7 were raffled at the Quilt Show Mini Raffle and 1 was the Silent Auction Quilt! Because all funds earned through the different raffles are earmarked for supplies for charity quilts, all items are counted in the total number of contributions.

Thank you to everyone who made a quilt or quilt top, sandwiched quilts, quilted quilts and/or dropped them off at the Charities! It wouldn't happen without you. Thank you, Pat, for all your hard work and welcome to Chris Cooper, our new Charity Quilt Coordinator.



Pat Rapp has been our Charity Quilt Coordinator this season - April 2018 to March 2019.

The list of Charities to whom we donate is shown on the Quilters 2 website under the “Charity” heading. We have also added the dimensions for donation quilts (see below), to the Charity category on the website. Please note the sizes of quilts are NOT the same sizes as those found on regular quilt charts. The quilts we donate are made in the sizes listed because the groups we donate to have requested these sizes.

Item	Size
Baby	36 x 36
Crib	45 x 45
Lap / Wheelchair	48 x 60
Twin	48 x 75
Double	60 x 75
Queen	60 x 80

A reminder, request and plea!! All Charity quilts must have a pink/orange tracking slip attached to them. Not only will the tracking slip allow us to give credit to the creators, it allows us to keep track of our batting supply. If you are working on a Charity quilt and don’t see a Tracking Slip, please add one. They are in the clear basket attached to the outside of the closet door in the HQ room.

QUILTS HISTORY FORM
 REFERENCE: 2014.04.04.001-002 To receive with quilt with completed by Charity Coordinator
 (Please also attach to any charity quilts completed at home before giving to the donor)

1. "Top" label by: _____	2. "Bottom" and "Intersect" by: _____
Description (Quilt/Quilted web): _____	
3. "Top" size: _____	4. "Bottom" and "Intersect" size: _____
5. "Back" or "Binding" size and material: _____	6. "Finished" Quilt Size: _____

Please print name, date, and location: _____
 Date: _____
 Location: _____
 QUILTS HISTORY FORM

Market Daze



The last Market Daze for the season was held March 27. Deb Galvin has done a wonderful job coordinating the Quilters 2 sales table this year and has agreed to continue with it next year. Thank you, Deb! Thanks to everyone who donated items and also volunteered at the booth. Many members of Quilters 2 supported the raffles by purchasing tickets and were lucky winners of quilts and other items!

Special Interest Groups (SIGs)

The Special Interest Groups or SIGs began in January and met through March. These were small groups getting together to learn more about a specific technique: Beginner Quilters, Applique, Paper/Foundation Piecing and Ruler-based Quilting on a domestic machine. We will be evaluating how the groups did this year and decide how to proceed for next year. Your input and suggestions are requested; please talk with Connie or JoAnn Washa.



Chris gives Stella some pointers in hand applique.

Handi Quilter Avante



Our new longarm machine is getting quite the work-out! Audrey Young has been responsible for re-certifying quilters and for teaching our many beginner longarm quilters. Based on the beautiful quilting being done on the Charity Quilts, Audrey is a great teacher and we've got some quick learners!




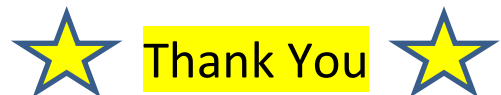
It's pretty darned exciting to complete your first longarm quilt! Congratulations to all our new longarmers!



The primary use of the Avante is for quilting Charity Quilts and we give a huge thank you to both Audrey Young and Angie Voyles for all their quilting efforts. It is not uncommon to find one or the other spending their free time quilting down the backlog of prepped charity quilts, expediting distribution. Their quilting skills enhance every quilt they work on. Thank you so much!

New Officers for 2019-2020 Season

Elections for Quilters 2 Coordinators were held in February. Many thanks to everyone who is continuing on in their current position and welcome to our new leaders. The list of Coordinators is posted on the website under the "Organization" category. (<http://www.quilters2.com>)



A big thank you to our Head Coordinator – Connie Remetch! Thank you Connie for keeping us in line this year and volunteering to do it again next year. We appreciate your friendly smile, administrative skills and quilting expertise and your willingness to share it all with us.

Monday and Wednesday Evening Sewing

Did you know that most Monday and Wednesday evenings the Palo Verde room is filled with enthusiastic sewers? Starting about 6 pm people begin to show up with their sewing machines and projects, to sew and visit. The session ends about 9 pm. There is a lot of informal teaching and design help as well as laughter. Some people use this time to work on charity quilts but most are working on personal projects and the longarm is usually busy too. It's not all Q2 people and it's not all quilting, because the room is open to all Voyager residents after 5 pm. Check during Monday morning meetings to see if someone is planning to open the room and if not, you can always get a key to Palo Verde from the Activity Office (before they close at 5 pm).



Here are some good ideas for your next quilt backing. Thank you Benita for passing this on to us.

