




**All payments must be received before you are officially in the class.** Send your payment (payable to VOYAGER Q2) and [registration form](#) (see website classes main page) to Education Coordinator

Class Details	Picture
<p><b>Date:</b> February 1, 2025  <b>Time:</b> 9am – 3pm</p> <p><b>Instructor:</b> Pam Jacobs  <b>Class Title:</b> Rope Bowls &amp; Coasters</p> <p><b>Max # of students:</b> 12  <b>Class Fee:</b> \$10.00</p> <p><b>Skill Level:</b> Beginner  <b>Required:</b> <a href="#">see supply list</a></p>	
<p><b>Date:</b> February 5, 2025  <b>Time:</b> 10: 30 am – 3pm</p> <p><b>Instructor:</b> Lynne Jensen  <b>Class Title:</b> Paper Piecing</p> <p><b>Max # of students:</b>  <b>Class Fee:</b> \$10.00</p> <p><b>Skill Level:</b> Advanced Beginner  <b>Required:</b> <a href="#">see supply list</a></p>	

## February 2025 Class Information

**All payments must be received before you are officially in the class. Send your payment (payable to VOYAGER Q2) and [registration form](#) (see website classes main page) to Education Coordinator**

Page 2 of 2

<p><b>Date:</b> February 15, 2025 <b>Time:</b> 9am – 1pm <b>Instructor:</b> Judiee Goodman <b>Class Title:</b> Screen Bag <b>Max # of Students:</b> No limit <b>Cost:</b> \$10 <b>Skill Level:</b> All levels <b>Required:</b> <a href="#">See Supply List</a></p>	
<p><b>Date:</b> February 19, 2025 <b>Time:</b> 9:30 am – 3pm  <b>Instructor:</b> JoAnn Washa <b>Class Title:</b> Beyond the Basics  <b>Max # of students:</b> 15  <b>Skill Level:</b> Beginner  <b>Required:</b> <a href="#">See Supply List</a></p>	<p><b>Class Outline</b></p> <p><u>Quilt Tops</u></p> <ul style="list-style-type: none"><li>- How to select fabric<ul style="list-style-type: none"><li>o Colors</li><li>o Terminology/definitions: sashing, borders, strip sets, scrap quilt, sampler quilt, pre-cuts, collage quilts, art quilts, etc.</li><li>o Cutting tips</li><li>o Pressing tips</li></ul></li><li>- How to square up blocks<ul style="list-style-type: none"><li>o Terminology: Quarter inch seams, scant quarter seams</li></ul></li><li>- How to set blocks-on-point<ul style="list-style-type: none"><li>o Terminology: what are blocks-on-point</li><li>o How to calculate corner setting &amp; side triangles</li></ul></li></ul> <p><u>Once quilt top done</u></p> <ul style="list-style-type: none"><li>- How do I measure for backing</li><li>- What about batting</li><li>- How do I sandwich a quilt – spray versus pins</li><li>- Quilting your sandwich<ul style="list-style-type: none"><li>o Long-arm vs domestic machine</li><li>o Terminology: free motion, echo quilting, quilting with rulers, stitch in ditch, etc.</li></ul></li><li>- Binding<ul style="list-style-type: none"><li>o How much, how to apply, mitering corners, machine vs hand sewing</li></ul></li><li>- Labeling<ul style="list-style-type: none"><li>o Why and how to</li></ul></li></ul>